

PAST
SATS
PAPERS

Scroll down...



YEAR 5

Arithmetic 1 - 10
Reasoning 11 - 48

COLUMN METHODS
+ and -

01

MULTIPLES & MULTIPLYING

02


LONG MULTIPLICATION

03

DIVISION BUS SHELTER + CHUNKING

04


Reason it!


Explain it!


Prove it!


Justify it!

DECIMALS

05

PERCENTAGE

06

\times and \div by 10, 100, 1000

07

+ and -
FRACTIONS

08



Reason it!


Explain it!



Prove it!


Justify it!

\times and \div
FRACTIONS (also
fraction of
an amount)



BODMAS
BIDMAS



HOW TO USE

* Click the numbered boxes for STANDARD boosters (you have to find the answer)

* Click the light bulbs for PROVE IT boosters (answer given, you explain where it comes from)


* Boosters 1 - 10 cover the Arithmetic paper which is worth 40 marks.

* Boosters 11 - 48 cover two Reasoning papers which are worth 35 marks each.

* The Skills on Boosters 1 - 10 will also help with the Reasoning Papers



Reason it!




Explain it!

**FRACTION, DECIMAL,
PERCENTAGE
EQUIVALENCE**



**MULTI-STEP PROBLEM
SOLVING**



Prove it!



Justify it!


**MONEY
PROBLEMS**



TIME



Reason it!



Explain it!

**PROPORTION
+ RATIO**



**INTERPRET
CHARTS**





Prove it!



Justify it!

PIE CHARTS

PLACE VALUE
+ ROMAN NUMERALS

ROUNDING

FACTORS,
PRIMES,
SQUARES

17

18

19

20



Reason it!



Explain it!



Prove it!



Justify it!

FRACTIONS OF
SHAPES

ANGLES +
LINES

MEASUREMENT +
UNITS

PERIMETER

21

22

23

24



Reason it!



Explain it!



Prove it!



Justify it!

AREA

MISSING
LENGTHS
from DIAGRAMS

WORKING
BACKWARDS

ALGEBRA +
UNKNOWNNS

25

26

27

28



Reason it!



Explain it!



Prove it!



Justify it!

**NEGATIVE
NUMBERS**

29

SEQUENCES

30

**READ SCALES
+ NUMBER LINES**

31

COORDINATES

32



Reason it!



Explain it!



Prove it!



Justify it!

SHAPE NAMES

**QUADRILATERAL
PROPERTIES**

**3D SHAPES,
VOLUME + NETS**

**SORTING
DIAGRAMS**

33

34

35

36



Reason it!



Explain it!



Prove it!



Justify it!

**REFLECT
SHAPES
+ SYMMETRY**

**TRANSLATE
SHAPES**

**ROTATE
SHAPES**

**THE MEAN
AVERAGE**

37

38

39

40



Reason it!



Explain it!



Prove it!



Justify it!



EFFORT + HARD WORK = SUCCESS



Keep scrolling for whole Past Papers with YouTube buttons.

LINE GRAPHS

PICTOGRAMS

USE EACH NUMBER ONCE

COINS

Reason it!

Explain it!

Prove it!

Justify it!

COMBINATIONS

EXPLAIN BY COUNTER-EXAMPLE

> < and = SIGNS

COMPARING

Reason it!

Explain it!

Prove it!

Justify it!

PAST PAPERS

REVISE MIXED TOPICS

PAPER 1
2017

PAPER 2
2017

PAPER 3
2017

PAPER 1
2016

PAPER 2
2016

PAPER 3
2016

PAPER

Sample 1

PAPER

Sample 2

PAPER

Sample 3

PAPER

2014 1

PAPER

2014 2

2013

2012

*** In 2014 there were two non-calculator papers + mental test instead of arithmetic. Prior to 2014 there was a mental test and calculator paper which are no longer relevant so are not shown here.

2011

2010

2009

2008

2007

2006

2005

2004

2003

2002

2001

2000